

Today's Plan:

Learning Target (standard): I will evaluate and graph piecewise functions. I will determine their domain and range.

Students will: Complete practice problems over previous concepts at the boards, put up homework problems on the board and make necessary corrections to their own work, take notes over new material and complete practice problems over new concepts.

Teacher will: Provide practice problems over previous concepts, check homework problems for accuracy and provide students feedback, describe and provide examples of new concepts and assign students assessment problems over new concepts.

Assessment: Board work, homework check and homework assignment

Differentiation: Students will work at the board, go over and correct homework at their seats, actively engage in lecture over new concepts, practice new concepts with the aid of other students and the teacher and complete homework assignment.

p.136 #53-58

$$53)D: \mathbb{R}$$


$$54)D: \mathbb{R}$$

$$55)D: \mathbb{R}$$

$$56)D: \mathbb{R}$$

$$57)D: \{x \mid x \geq -2\}$$

$$58)D: \{x \mid x \geq -3\}$$



* Go over you graphs at your tables *

Find the domain of the function:

$$f(x) = \frac{\sqrt{2-x}}{x^2+x-6}$$

$$2-x \geq 0$$

$$-x \geq -2$$

$$x \leq 2$$

$$x^2+x-6=0$$

$$(x+3)(x-2)=0$$

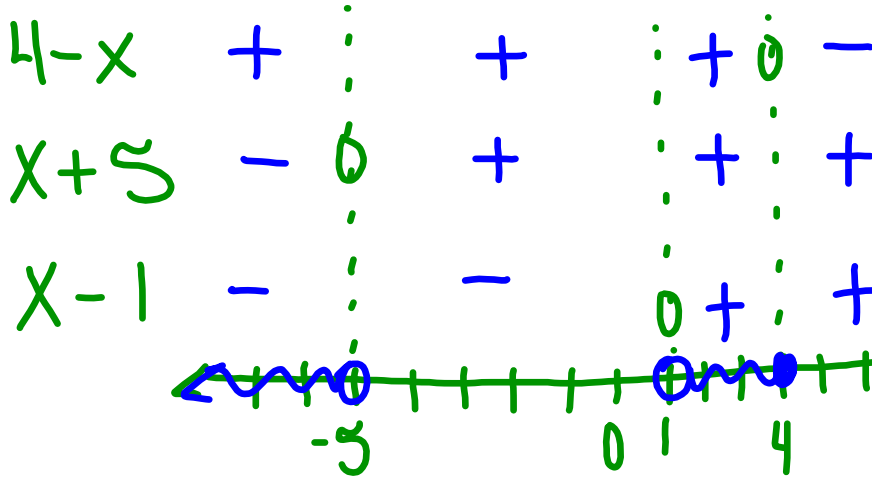
$$x = -3, 2$$

$$D: \{x \mid x < 2, x \neq -3\}$$

Find the domain of the function:

$$f(x) = \sqrt{\frac{4-x}{x^2+4x-5}}$$

$$\frac{4-x}{(x+5)(x-1)} \geq 0$$

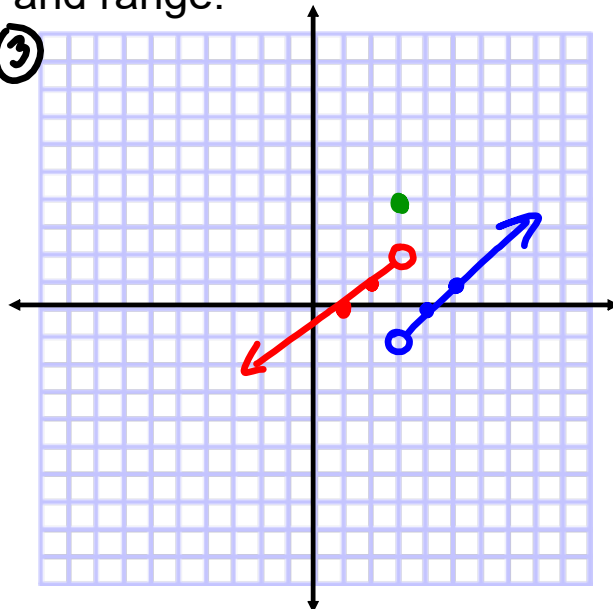


$$D: \{x \mid x < -5, 1 < x \leq 4\}$$

Graph and find the domain and range:

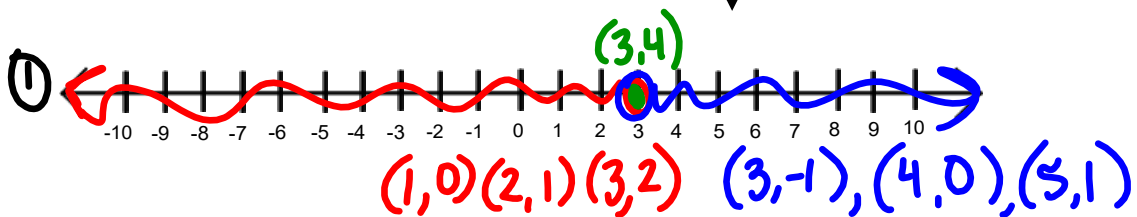
$$f(x) = \begin{cases} x-1 & x < 3 \\ 4 & x = 3 \\ x-4 & x > 3 \end{cases}$$

③



② D: \mathbb{R}

④ R: \mathbb{R}

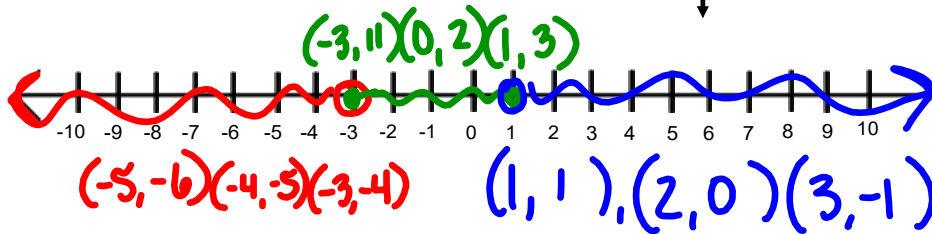
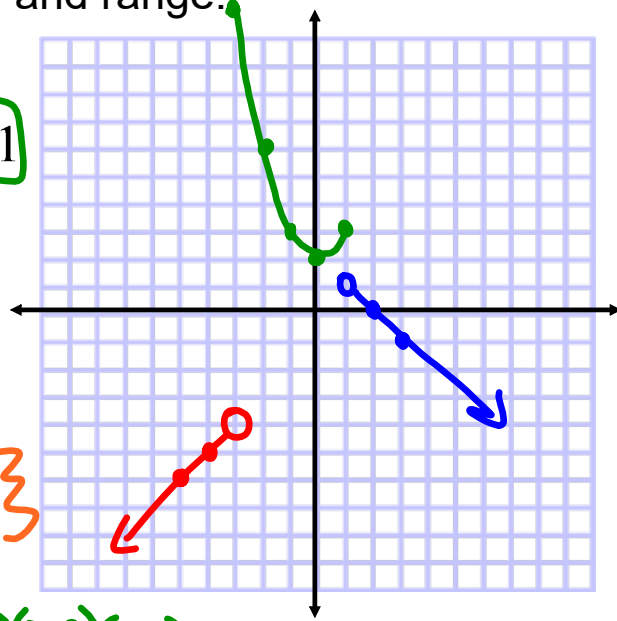


Graph and find the domain and range:

$$f(x) = \begin{cases} x - 1, & x < -3 \\ x^2 + 2, & -3 \leq x \leq 1 \\ 2 - x, & x > 1 \end{cases}$$

D: \mathbb{R}

R: $\{y \mid y < 1, 2 \leq y \leq 11\}$

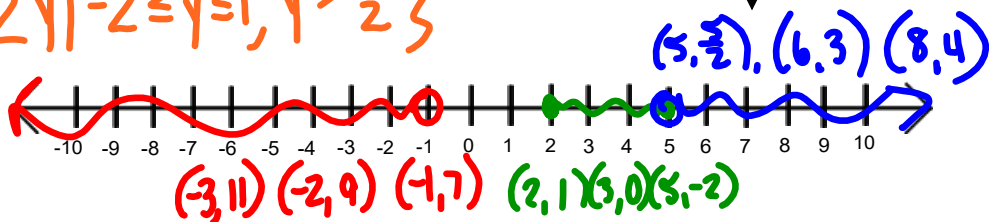
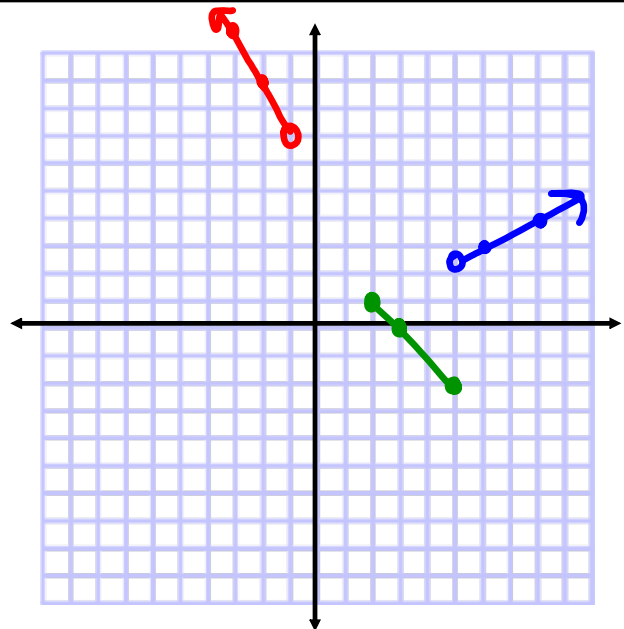


Graph:

$$f(x) = \begin{cases} -2x + 5, & x < -1 \\ 3 - x, & 2 \leq x \leq 5 \\ \frac{1}{2}x, & 5 < x \end{cases}$$

D: $\{x \mid x < -1, x \geq 2\}$

R: $\{y \mid -2 \leq y \leq 1, y > \frac{5}{2}\}$



Graph and find the domain and range of each:

$$1) f(x) = \begin{cases} 2x, & x < -2 \\ x^2 + 1, & -2 \leq x < 2 \\ x + 1, & x \geq 2 \end{cases}$$

$$4) f(x) = \begin{cases} x^2, & x \leq -1 \\ 2x + 1, & -1 < x < 2 \\ 4x, & x \geq 2 \end{cases}$$

$$2) f(x) = \begin{cases} x - 2, & x \leq -1 \\ x^2, & -1 < x \leq 3 \\ x + 3, & x > 3 \end{cases}$$

$$5) f(x) = \begin{cases} x^2, & x \geq -1 \\ 2x + 1, & -6 < x < -3 \\ 4x, & x = -7 \end{cases}$$

$$3) f(x) = \begin{cases} 4, & x < 2 \\ 2x + 1, & 2 \leq x < 4 \\ x - 1, & 4 \leq x < 7 \\ 2 - x, & x = 7 \end{cases}$$